



Allergen

AgraStrip®

Lateral Flow Test Kit

The AgraStrip® Allergen Test Kits are immunological rapid tests in lateral flow format for the detection of allergens in food, rinse waters and environmental swabs. These Tests represent a very fast and easy to use on-site method for trace detection of multiple food allergens.



How does the test work?

The AgraStrip® tests are designed for the on-site allergen analysis of raw materials as well as finished food products, rinse waters or environmental samples. After a 1 minute extraction, the sample extract is transferred to an incubation vial that contains specific ready to use antibodies. If the sample contains the allergen, an antigen-antibody complex will form. This is subsequently detected on the test strip, where antibodies labeled with colloidal gold make the reaction visual by a color development in a detection and a control zone. The test is easy to use, fast and reliable.

Test Kit Components:

- 10 AgraStrip® Test Strips
- 1 Dropper Bottle containing 35 mL Extraction Solution
- 10 Extraction Tubes and Caps
- 10 Incubation Vials with ready to use antibodies
- 10 Extraction Tube dropper tips
- 10 Swabs
- 1 stand for Incubation Vials

Test Kit	Item number
AgraStrip® Almond	COKAL0710AS
AgraStrip® β-Lactoglobulin	COKAL1010AS
AgraStrip® Brazil nut	COKAL1710AS
AgraStrip® Casein	COKAL1210AS
AgraStrip® Cashew/Pistachio	COKAL1310AS
AgraStrip® Coconut	COKAL2610AS
AgraStrip® Crustacea	COKAL2210AS
AgraStrip® Egg	COKAL1810AS
AgraStrip® Gluten G12	COKAL0200AS
AgraStrip® Gluten	COKAL0210AS
AgraStrip® Hazelnut	COKAL0310AS
AgraStrip® Lupin	COKAL1510AS
AgraStrip® Macadamia nut	COKAL1610AS
AgraStrip® Milk	COKAL2410AS
AgraStrip® Mustard	COKAL2110AS
AgraStrip® Peanut	COKAL0110AS
AgraStrip® Sesame	COKAL1910AS
AgraStrip® Soy	COKAL0410AS
AgraStrip® Walnut	COKAL0910AS

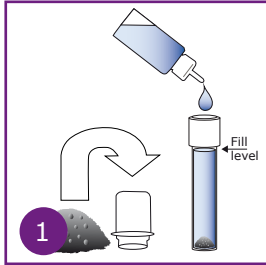
CUSTOMER BENEFITS

- On-site testing – no equipment needed
- Easy – simple on-site procedure with ready to use components
- Sensitive – low cut off levels
- Fast – 11 minutes including extraction
- Stable – long shelf life at room temperature

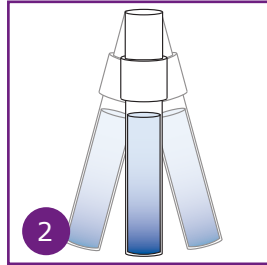
Procedure for AgraStrip® Allergen - on-site testing

Read the kit insert before running the test as procedures for samples, swabs and rinse water are different.

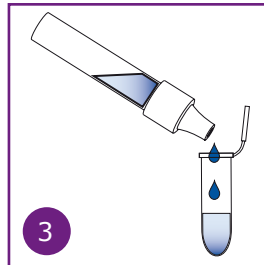
Example of Test Procedure for Samples*:




Homogenise the sample and weigh 0.2 g of sample and add to the extraction tube. (If balance is unavailable 0.2 g can be estimated by filling the extraction tube cap). Fill tube with extraction solution to level shown in picture.



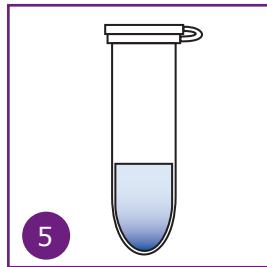
Close tube using the extraction tube cap, and shake vigorously by hand for 1 minute. Remove extraction tube cap and replace with dropper tip.



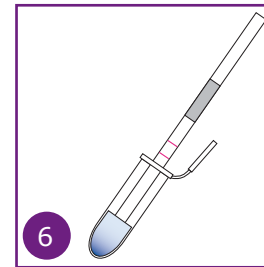
Transfer 12 drops (400 µl) of the sample supernatant into the incubation vial by squeezing the extraction tube.



Shake incubation vial vigorously by hand for 15 seconds (ensuring liquid comes in contact with the lid of the vial).



Leave to stand at room temperature for 5 minutes.

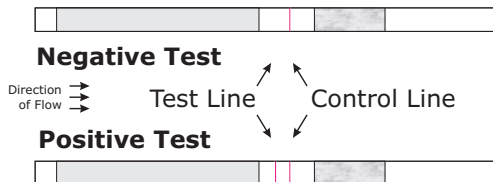


Add test strip to incubation vial and remove test strip from incubation vial after 5 minutes and read result immediately.

Swabbing and rinse water application available.

*Slightly different test procedure for AgraStrip® Gluten (COKAL0210AS), AgraStrip® Gluten G12 (COKAL0200AS) and AgraStrip® Soy (COKAL0410AS)- please refer to package insert.

Result Interpretation



Negative result: One single red line in the control zone of the strip.

Positive result: One red line in the test zone and one red line in the control zone. The sample contains the specific allergen higher than the cutoff level (which needs to be validated for individual matrices).

In cooperation with IFP

